

Worry Doll Instructions



Find the imperative (bossy) verbs. The first three are shown for you. Make a list.

Start with a pipe cleaner. **Fold** it in half and **twist** it around your finger to make a loop for the head. Twist it three to five times so that the head is fixed. Take one part of the pipe cleaner. Fold it over and back to make an arm. Twist three to five times to fix the arm. Repeat this for the other arm. Next, twist the pipe cleaner over itself to make the body. Leave the remaining ends untwisted to make the legs. Cut out lengths of wool in different colours. Start with the hair. Choose a hair colour and tie the hair on. Repeat until you have all the hair that you want. Use scissors to cut the hair to the right length. Take another piece of yarn. Hold it with one finger and wrap it around the head. Wrap it like a mummy. Wrap the end of the yarn around the body a little bit so that it doesn't unravel. Choose the colour of the clothes. Fold the yarn in half and wrap it around the pipe cleaner to make the top. Choose another colour for the trousers. Wrap the wool around the legs. Use a glue-gun to secure any loose ends. Draw a face on your worry-doll using a marker.


Re-write these instructions as a numbered list. You may shorten some as long as you feel your instructions are clear. It may help you to watch this video.

<https://www.youtube.com/watch?v=JJWmReMZSAA>.


Billy's Worries

What might Billy have worried about these things?

Do you have a similar worry?




Hats



Shoes

Clouds



Rain

Giant Birds

